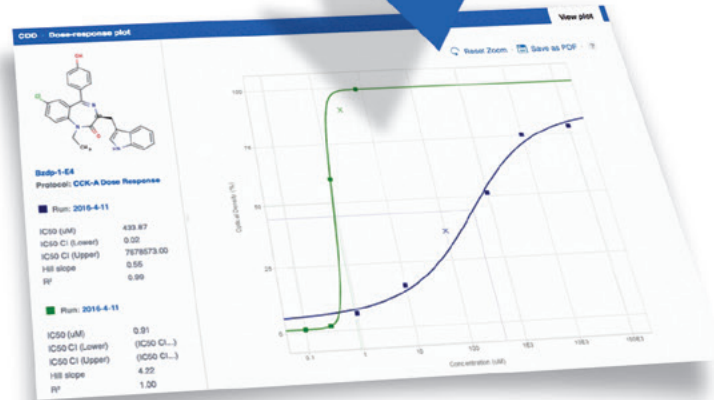

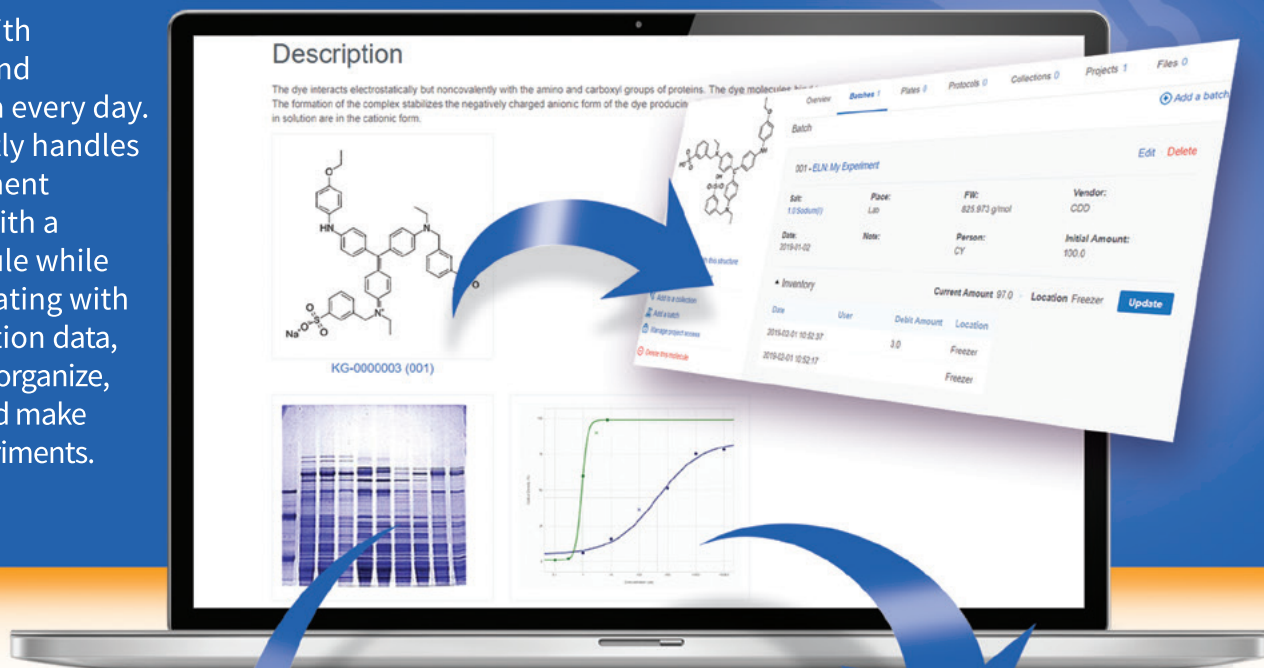




Electronic Lab Notebook

Connect all of your data in one platform

Scientists work with both structured and unstructured data every day. CDD Vault elegantly handles free-form experiment documentation with a flexible ELN module while seamlessly integrating with chemical registration data, making it easier to organize, cross reference, and make sense of your experiments.



Never lose your data again

No more loose paper, outdated spreadsheets, or lost email attachments.

Safeguard your IP

Securely store intellectual property in a hosted system and easily control access.

Maximize the value of each experiment

Search and retrieve information across time and disciplines and minimize duplication.

Electronic Lab Notebook

Speed up your discovery through collaboration







Built for the drug discovery team, CDD Vault's Electronic Lab Notebook is packed with features that allow chemists and biologists to manage their projects effectively.

Up and running in no time

No need to sit through a week-long training course or spend an exhaustive amount of time configuring and customizing. **Be productive right away.**

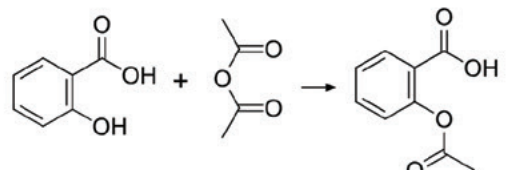
Your notebook, your way

Register chemicals, sequences, or lab consumables. Insert pictures, protocols, or hyperlinks. Annotate images and import assay results. **Do it your way.**







Normal Text | B | I | U |      

Synthesis of Aspirin

The synthesis of aspirin is classified as an esterification reaction. Salicylic acid is treated with acetic anhydride, an acid derivative, causing a chemical reaction that turns salicylic acid's hydroxyl group into an ester group (R-OH → R-OCOCH₃). This process yields aspirin and acetic acid, which is considered a byproduct of this reaction. Small amounts of sulfuric acid (and occasionally phosphoric acid) are almost always used as a catalyst.

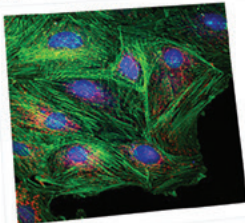
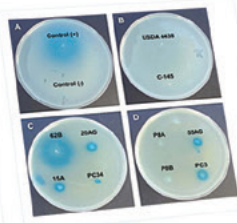

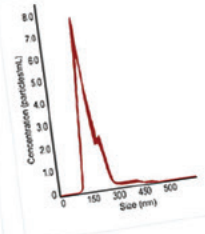


Name	Properties	Amounts	Calculation
Salicylic acid C ₇ H ₆ O ₃	Molar mass: 138.121 g/mol	Mass: 2.00 g	Limiting reagent Equivalent: 1 Mole: 14.5 mmol
Acetic anhydride C ₄ H ₆ O ₃	Molar mass: 102.06 g/mol Density: 1.09 g/cm ³	Mass: 5.40 g Volume: 5.00 mL	Equivalent: 3.65 Mole: 52.9 mmol Effective mole: 14.5 mmol
Aspirine C ₉ H ₈ O ₄	Molar mass: 180.157 g/mol	Mass: 2.00 g Purity: 96 %	Equivalent: 1 Mole: 10.9 mmol Expected mass: 2.61 g

Header | B | I | U |      

Cytotoxicity

Treating cells with the cytotoxic compound can result in a variety of cell fates. The cells may undergo necrosis, in which they lose membrane integrity and die rapidly as a result of cell lysis. The cells can stop actively growing and dividing (a decrease in cell viability), or the cells can activate a genetic program of controlled cell death (apoptosis).

Sample Data MoleculesBatches.csv

“ Things are going great with the ELN. It's very intuitive and has all the core features we need. Having that integrated with the Vault really has streamlined our data collection and research documentation. ”

Matthew Welsch, PhD
Principal Scientist
Kleo Pharmaceuticals

GET YOUR PERSONALIZED DEMO!
eln.cddvault.com